




# CAL ATHLETIC HALL OF FAME



With an athletic history that spans almost 150 years, the University of California has produced some of the greatest coaches, athletes and performances our country has ever seen. From world record-holders to Olympic champions, Golden Bears have succeeded on almost every imaginable stage.

To recognize those achievements, the Athletic Department established the Cal Athletic Hall of Fame in 1986. Located on the mezzanine level of Memorial Stadium, the Hall features 178 individuals and five crews, each of whom represent the best of Cal's rich athletic heritage.




Among those who grace the walls are 24 basketball players, including such storied names as Pete Newell, Kevin Johnson, Darrall Imhoff, Andy Wolfe, Earl Robinson and Nibs Price.

In addition to the Memorial Stadium location, Hall of Fame memorabilia is also on exhibit in display cases on the first floor of Haas Pavilion.



*Earl Robinson played on Cal's NCAA Tournament teams in 1957 and '58.*



*After playing at Cal, Phil Chenier went on to a long NBA career, mostly with the Washington Bullets.*

## CAL BASKETBALL PLAYERS IN THE CAL ATHLETIC HALL OF FAME

<i>Name</i>	<i>Years at Cal</i>	<i>Year Inducted</i>
Chet Carlisle .....	1935-38 .....	1989
Phil Chenier .....	1970-71 .....	1997
Vern Corbin .....	1927-29 .....	1992
Russ Critchfield .....	1966-68 .....	1995
George Dixon .....	1924-27 .....	1986
Taylor Douthit .....	1922-24 .....	1988
Hal Eifert .....	1932-34 .....	1986
Larry Friend .....	1955-57 .....	1994
Chuck Hanger .....	1947-48 .....	1992
Bob Herwig .....	1935-37 .....	1988
Darrall Imhoff .....	1958-60 .....	1988
Charley Johnson .....	1969-71 .....	1996
Kevin Johnson .....	1984-87 .....	2000
Joe Kapp .....	1957-58 .....	1992
Joe Kintana .....	1930-32 .....	2001
Grover Klemmer .....	1942-43 .....	1988
Bob McKeen .....	1952-55 .....	1989
Cort Majors .....	1918-20 .....	1990
Pete Newell (coach) .....	1954-60 .....	1987
Nibs Price (coach) .....	1924-54 .....	1986
Gene Ransom .....	1976-78 .....	2001
John Ricksen .....	1951-53 .....	1999
Rupe Ricksen .....	1951-53 .....	1999
Earl Robinson .....	1956-58 .....	1988
Andy Wolfe .....	1946-48 .....	1987



## SHAREEF ABDUR-RAHIM

The first freshman to earn Pac-10 Player of the Year honors, Abdur-Rahim led the league in scoring during his only season in Berkeley. The 6-9 forward was voted National Freshman of the Year by several publications, including Basketball Weekly and Dick Vitale, and he was chosen a third team Associated Press All-American. Abdur-Rahim scored at least 30 points four times, with a high of 33 against Northern Arizona in his first game in a Cal uniform. He also registered a best of 18 rebounds vs. Washington State and paced the Bears with 52 steals on the year. Abdur-Rahim declared for the draft in the spring of 1996 and was taken third overall by the Vancouver Grizzlies.

Year	G	Fg-a	Pct	3p-a	Pct	Ft-a	Pct	Reb	Pts	Avg
1996	28	206-398	.518	8-21	.381	170-249	.683	236	590	21.1

## PHIL CHENIER

A standout guard for the Bears during the 1970 and '71 seasons, Chenier finished with a 13.5 ppg average, which ranked among the Bears' Top 10 career marks at the time. He also ranked among Cal's career leaders with 3.6 assists per game. Chenier earned first team All-Pac-8 honors in 1971 when he averaged 18.3 ppg during the conference season, including a career-best 32 against Washington. He entered the NBA after his junior year and went onto a distinguished nine-year career with the Washington Bullets, becoming a three-time All-Star selection. Chenier was inducted into the Cal Athletic Hall of Fame in 1997.

Year	G	Fg-a	Pct	Ft-a	Pct	Reb	Ast	Pts	Avg
1970	26	113-280	.404	43-71	.606	155	89	269	10.3
1971	25	175-419	.418	71-96	.740	148	94	421	16.8
<b>Totals</b>	<b>51</b>	<b>288-699</b>	<b>.412</b>	<b>114-167</b>	<b>.683</b>	<b>303</b>	<b>183</b>	<b>690</b>	<b>13.5</b>

## VERN CORBIN

Inducted into the Cal Athletic Hall of Fame in 1992, Corbin was one of the top centers of his era. He was a three-year starter for the Bears and helped the team to three consecutive PCC titles. Cal was a perfect 13-0 in 1927 and finished 17-3 in '29. Corbin earned All-Coast honors following his junior and senior seasons.

## RUSS CRITCHFIELD

One of the top guards in Cal history, Critchfield earned team MVP honors three straight years from 1966-68. An honorable mention All-American as a junior, he was a first team choice by the Helms Athletic Foundation in 1968. Critchfield also claimed first team all-conference honors twice. He finished his career with 1,437 to rate among the school's all-time Top 10 and he had a scoring average of 19.4 ppg. He twice tallied 36 points, first against Texas in 1965 and again vs. Oregon in '68. Critchfield later served as an assistant coach at Cal from 1977-85, and he was inducted into the Cal Athletic Hall of Fame in 1995.

Year	G	Fg-a	Pct	Ft-a	Pct	Reb	Pts	Avg
1966	25	159-350	.454	69-89	.775	52	387	15.5
1967	26	225-493	.456	95-125	.760	71	545	21.0
1968	23	206-454	.454	93-117	.795	37	505	22.0
<b>Totals</b>	<b>74</b>	<b>590-1297</b>	<b>.455</b>	<b>257-331</b>	<b>.776</b>	<b>160</b>	<b>1437</b>	<b>19.4</b>

## GEORGE DIXON

A talented and versatile athlete who made his mark in both basketball and rugby, Dixon led the Cal basketball team to undefeated seasons in 1926 and '27 while being voted the best guard in the Pacific Coast Conference. He earned All-America mention in both '26 and '27. As a rugby player, Dixon won an Olympic gold medal as a part of the U.S. team that defeated France in the final in Paris in 1924. In 1986, he was inducted into the Cal Athletic Hall of Fame.

## TAYLOR DOUTHIT

More noted for his prowess on the baseball diamond than on the court, 1988 Hall of Famer Douthit still earned three letters in basketball in 1922, '23 and '24. He also was a three-year letterman in baseball and went on to a 10-year Major League career with the St. Louis Cardinals and Cincinnati Reds, playing in three World Series.

## HAL EIFERT

A three-year starting forward from 1932-34, Eifert, who entered the Cal Athletic Hall of Fame in 1986, was regarded as one of the finest players on the West Coast during his era. He earned first team Pacific Coast Conference honors in both 1933 and '34 and set a Cal record with 252 points while claiming first team All-America recognition 1934.

## LARRY FRIEND

A first team Helms Athletic Foundation All-America in 1957, Friend also earned all-conference and team MVP honors that season. He averaged 18.9 ppg as a senior in leading the Bears to a 21-5 record and an NCAA Tournament appearance. The 6-4 forward finished his career with 1,061 points and was Cal's top scorer in both 1956 and '57. He joined the Cal Athletic Hall of Fame in 1994.

Year	G	Fg-a	Pct	Ft-a	Pct	Reb	Pts	Avg
1955	20	94-236	.398	58-90	.644	126	246	12.3
1956	25	109-270	.404	106-141	.752	167	324	13.0
1957	26	177-397	.446	137-189	.725	156	491	18.9
<b>Totals</b>	<b>71</b>	<b>380-903</b>	<b>.421</b>	<b>301-420</b>	<b>.717</b>	<b>449</b>	<b>1061</b>	<b>14.9</b>



Russ Critchfield



# PROMINENT CAL PLAYERS



## ED GRAY

A 6-3 guard for the Bears from 1996-97, Gray earned Pac-10 Player of the Year and third team Associated Press All-America honors as a senior after averaging a school-record 24.8 ppg. He established Cal mark with 48 points at Washington State Feb. 22, despite playing just 25 minutes and breaking a bone in his foot with just over a minute left in the game. The injury sidelined him for the rest of the year, but did not diminish an otherwise spectacular season. Among his other school records are highest career scoring average (20.0 ppg) and most 30-point games (6, tie). As a junior, he was voted Pac-10 Newcomer of the Year. Gray was selected with the 22nd pick of the first round of the 1997 NBA Draft by the Atlanta Hawks.

Year	G	Fg-a	Pct	3p-a	Pct	Ft-a	Pct	Reb	Pts	Avg
1996	28	146-339	.431	40-119	.336	106-134	.791	73	438	15.6
1997	26	224-486	.461	38-126	.302	158-200	.790	105	644	24.8
<b>Totals</b>	<b>54</b>	<b>370-825</b>	<b>.448</b>	<b>78-245</b>	<b>.318</b>	<b>264-334</b>	<b>.790</b>	<b>178</b>	<b>1082</b>	<b>20.0</b>

## CHUCK HANGER

A 1992 inductee into the Cal Athletic Hall of Fame, Hanger paced Cal in scoring in both 1947 (10.1 ppg) and 1948 (14.5 ppg). In 1948, he earned Southern Division PCC honors as well as the team's Co-Most Inspirational Player award. Also a track & field standout, he captured the conference title in the high jump with a leap of 6-4 in 1948, later tying for third in the event at the NCAA championships. Upon graduation, Hanger delivered Cal's commencement address at Memorial Stadium.

Year	G	Fg	Ft-a	Pct	Pts	Avg
1947	31	121	70-117	.598	312	10.1
1948	29	174	72-134	.537	420	14.5
<b>Totals</b>	<b>60</b>	<b>295</b>	<b>142-251</b>	<b>.566</b>	<b>732</b>	<b>12.2</b>

## BOB HERWIG

Captain of Cal's basketball team in the mid-1930s, Herwig's main focus was on the football field, where he earned All-America honors as a center in 1937. A three-year letterman, he played on Cal's "Thunder Teams," including the 1937 squad that finished 10-0-1 and claimed the national championship. He was inducted into the National Football Foundation Hall of Fame in 1964 and the Cal Athletic Hall of Fame in 1988.

## DARRALL IMHOFF

Imhoff earned All-America and all-conference honors in 1959 and '60 as standout center for the Bears from 1958-60. A member of the 1959 team that won the NCAA championship (hitting the winning basket with 17 seconds left to give Cal a 71-70 victory over West Virginia), he was also on the 1960 squad that finished second, losing to Ohio State in the final. Imhoff won a gold medal as part of the U.S. Olympic team in Rome in 1960, and he went on to a 12-year NBA career with All-Star Game appearances in 1966 and '67. Imhoff was inducted into the Cal Athletic Hall of Fame in 1988.

Year	G	Fg-a	Pct	Ft-a	Pct	Reb	Pts	Avg
1958	16	6-17	.353	2-5	.400	23	14	0.9
1959	29	134-316	.424	61-114	.535	318	329	11.5
1960	30	154-346	.445	102-162	.629	371	410	13.7
<b>Totals</b>	<b>75</b>	<b>294-679</b>	<b>.433</b>	<b>165-281</b>	<b>.587</b>	<b>712</b>	<b>753</b>	<b>10.0</b>

## CHARLES JOHNSON

Johnson was captain of Cal's teams from 1969-71 and finished his career with 1,025 points in 73 career games, a 13.9 ppg average. He also paced the Bears in assists twice and pulled down more than 500 rebounds (7.0 rpg). Johnson was an all-conference guard in 1969, and he entered the Cal Athletic Hall of Fame in 1996.

Year	G	Fg-a	Pct	Ft-a	Pct	Reb	Ast	Pts	Avg
1969	25	152-387	.393	47-65	.723	209	54	351	14.0
1970	24	141-381	.370	53-73	.726	169	87	335	14.2
1971	25	149-339	.440	41-66	.621	140	107	339	13.6
<b>Totals</b>	<b>74</b>	<b>442-1107</b>	<b>.399</b>	<b>141-204</b>	<b>.691</b>	<b>518</b>	<b>248</b>	<b>1025</b>	<b>13.9</b>

## KEVIN JOHNSON

Cal's No. 3 all-time scorer with 1,655 points, the 6-1 Johnson was a four-year starter at point guard from 1984-87. He earned first team All-Pac-10 honors as both a junior and a senior and was an honorable mention All-American both seasons, as well. In 1986, he led Cal to the NIT, the program's first postseason berth in 26 years. He was a first round draft pick of the Cleveland Cavaliers in 1987, but spent most of his NBA career with the Phoenix Suns. In 1992, Johnson became the first Cal basketball player to have his jersey retired when his No. 11 was raised to the rafters above Pete Newell Court. He was inducted into the Cal Athletic Hall of Fame in 2000.

Year	G	Fg-a	Pct	3p-a	Pct	Ft-a	Pct	Ast	Pts	Avg
1984	28	98-192	.520			75-104	.721	65	271	9.7
1985	27	127-282	.450			94-142	.662	111	348	12.9
1986	29	164-335	.490			123-151	.815	175	451	15.6
1987	34	212-450	.471	48-124	.387	113-138	.819	170	585	17.2
<b>Total</b>	<b>118</b>	<b>601-1259</b>	<b>.477</b>	<b>48-124</b>	<b>.387</b>	<b>405-535</b>	<b>.757</b>	<b>521</b>	<b>1655</b>	<b>14.0</b>

## JOE KAPP

A two-year letterman in basketball, Kapp played under Pete Newell during the 1957 and '58 seasons, helping the Bears to a pair of NCAA Tournament appearances. On the football field, Kapp earned first team All-America honors at quarterback in 1958 when he led the Bears to the Rose Bowl. Kapp later played eight years in the CFL before moving to the NFL where he took the Minnesota Vikings to the 1970 Super Bowl. He served as Cal's head football coach from 1982-86 and was inducted into the Cal Athletic Hall of Fame in 1992.

Year	G	Fg-a	Pct	Ft-a	Pct	Reb	Pts	Avg
1957	18	10-37	.270	12-17	.706	24	32	1.7
1958	20	17-48	.354	2-7	.286	23	36	1.8
<b>Totals</b>	<b>38</b>	<b>27-85</b>	<b>.318</b>	<b>14-24</b>	<b>.583</b>	<b>47</b>	<b>68</b>	<b>1.8</b>



## JASON KIDD

Although his Cal career spanned just two seasons, Kidd had perhaps the greatest impact ever on the Cal basketball program. The 6-4 point guard was voted the National Freshman of the Year in 1993 after leading the country in assists with 110 and guiding the Bears to the NCAA Sweet 16. As a sophomore, Kidd was voted Pac-10 Player of the Year and first team Associated Press All-American when he dished out a national-high 272 assists (9.1 apg) and recorded four triple-doubles. He had a school-record 18 assists at Stanford in 1994 and set a Cal mark with eight steals vs. Washington in 1993. His career total of 204 steals is also a school record, snapping the previous Cal mark in only his 46th game. Kidd's career scoring high was 27 points, first set at Arizona as a freshman and matched against Santa Clara in the 1993-94 season opener. After leaving Cal, he was taken with the second overall pick of the NBA Draft by the Dallas Mavericks.

Year	G	Fg-a	Pct	3p-a	Pct	Ft-a	Pct	Ast	Pts	Avg
1993	29	133-287	.463	24-84	.286	88-134	.657	222	378	13.0
1994	30	166-352	.472	51-141	.362	117-169	.692	272	500	16.7
<b>Totals</b>	<b>59</b>	<b>299-639</b>	<b>.468</b>	<b>75-225</b>	<b>.333</b>	<b>205-303</b>	<b>.677</b>	<b>494</b>	<b>878</b>	<b>14.9</b>

## GROVER KLEMMER

A talented all-around athlete who lettered at Cal in track & field, football and basketball from 1941-43, Klemmer set the world record in the 400 meters with a time of 46.0 and 440 yards in 1941. He won on the national AAU/TAC 440 titles in both 1940 and '41 and was a member of Cal's world record-setting mile relay team in 1941. Klemmer entered the Cal Athletic Hall of Fame in 1988.

## SEAN LAMPLEY

Lampley, the first player recruited by head coach Ben Braun, finished his career as Cal's all-time leading scorer with 1,776 points. Voted the 2001 Pac-10 Player of the Year, the 6-7 forward averaged 19.5 ppg and 7.2 rpg during his senior campaign. When he graduated, Lampley was the only player in the Cal record book to rank among the school's Top 10 in scoring (1st), rebounding (4th) and assists (10th). He had 30 double-doubles in four years, including two with points and assists. Lampley scored a career-best 32 points in an overtime win at Oregon State in '01, and he pulled down a high of 18 rebounds vs. Fresno State in the first round of the 1999 NIT. That year, he led Cal to the NIT championship and was selected tournament MVP. His hometown Chicago Bulls drafted Lampley in the second round in 2001.

Year	G	Fg-a	Pct	3p-a	Pct	Ft-a	Pct	Reb	Pts	Avg
1998	27	89-198	.449	5-9	.263	43-73	.589	141	226	8.4
1999	32	151-307	.492	4-12	.333	90-142	.634	280	396	12.4
2000	33	212-417	.508	1-17	.059	124-192	.646	244	549	16.6
2001	31	209-416	.502	7-33	.212	180-244	.738	224	605	19.5
<b>Total</b>	<b>123</b>	<b>661-1338</b>	<b>.494</b>	<b>17-81</b>	<b>.210</b>	<b>437-651</b>	<b>.671</b>	<b>889</b>	<b>1776</b>	<b>14.4</b>

## O.C. "CORT" MAJORS

One of only nine athletes in California history to earn letters in three different sports, Majors was part of the football, basketball and track & field squads at Cal from 1918-20, gaining induction into the Cal Athletic Hall of Fame in 1990. On the football field, he was captain of Cal's 1920 team that beat Ohio State in the Rose Bowl, while he was a shot put specialist in track and a two-year letterman at guard in basketball. Majors later served as president of the Big C Society, chair of the Athletic Council, and president of the California Alumni Association.

## BOB McKEEN


A standout player for the Bears for four years, McKeen lettered from 1952-55 and left as Cal's all-time leading scorer (1,654 points). He garnered All-America distinction in 1955, in addition to All-Coast and all-conference. McKeen still ranks as Cal's top career rebounder with 1,019 caroms. He topped the 30-point barrier five times, including a best of 40 points vs. Utah in 1954, and he had a pair of 20-rebound performances. McKeen was enshrined in the Cal Athletic Hall of Fame in 1989.

Year	G	Fg-a	Pct	Ft-a	Pct	Reb	Pts	Avg
1952	30	124-337	.370	43-93	.460	255	291	9.7
1953	26	175-417	.420	107-191	.560	243	457	17.6
1954	27	169-404	.420	93-162	.570	272	431	16.0
1955	24	181-443	.410	113-197	.570	264	475	19.8
<b>Totals</b>	<b>107</b>	<b>649-1601</b>	<b>.405</b>	<b>356-643</b>	<b>.553</b>	<b>1034</b>	<b>1654</b>	<b>15.5</b>

## MARK McNAMARA

McNamara, a 6-11, 235-pound center, spent two seasons with the Bears after transferring from Santa Clara. He became the first player in school history to score 1,000 in his first two seasons with the Bears, finishing with 1,041 points. A 1982 first team All-Pac-10 selection, McNamara was also a two-time team MVP. He set a school record by totaling at least 30 points six times during his career, with a best of 37 points vs. Seattle Pacific in 1980. McNamara was a first round NBA draft choice by Philadelphia, and he staying in the league through 1989, playing with the 76ers, San Antonio, Kansas City and the Los Angeles Lakers.


Year	G	Fg-a	Pct	Ft-a	Pct	Reb	Ast	Pts	Avg
1981	26	182-295	.617	84-168	.500	272	25	448	17.2
1982	27	231-329	.702	131-242	.541	341	13	593	22.0
<b>Totals</b>	<b>53</b>	<b>413-624</b>	<b>.662</b>	<b>215-410</b>	<b>.524</b>	<b>613</b>	<b>38</b>	<b>1041</b>	<b>19.6</b>



Grover Klemmer



# PROMINENT CAL PLAYERS



*Earl Robinson*

## JOHN & RUPE RICKSEN

The twin brothers were superb two-sport stars at Cal during the early 1950s, starring in tennis and basketball. They were both NCAA quarterfinalists in singles, Rupe in 1951 and John in '53. As a double tandem, they reached the NCAA semifinals in 1951 and the quarters in '52 and '53. John was a first team all-conference player in basketball in 1953, while Rupe was assistant coach under Pete Newell from 1957-59, including Cal's NCAA title team in '59. The brothers were inducted into the Cal Athletic Hall of Fame in 1999.

### JOHN RICKSEN

Year	G	Fg-a	Pct	Ft-a	Pct	Reb	Ast	Pts	Avg
1951	32	73-229	.319	49-78	.629	—	—	193	6.0
1952	27	101-286	.353	72-105	.686	155	24	274	10.1
1953	26	109-253	.431	60-85	.706	144	—	278	10.7
<i>Totals</i>	<i>85</i>	<i>283-768</i>	<i>.368</i>	<i>181-268</i>	<i>.675</i>	<i>299</i>	<i>24</i>	<i>745</i>	<i>8.8</i>

### RUPE RICKSEN

Year	G	Fg-a	Pct	Ft-a	Pct	Reb	Ast	Pts	Avg
1951	32	45-166	.271	28-49	.571	—	—	118	3.7
1952	26	60-196	.306	32-49	.653	111	42	152	5.8
1953	26	80-217	.369	41-61	.672	105	—	201	7.7
<i>Totals</i>	<i>84</i>	<i>185-579</i>	<i>.320</i>	<i>101-159</i>	<i>.635</i>	<i>216</i>	<i>42</i>	<i>471</i>	<i>5.6</i>

## EARL ROBINSON

A 1988 Cal Athletic Hall of Fame inductee, Robinson was a 6-1 guard on Cal's 1957 and '58 teams that won a pair of conference titles and advanced to the NCAA regionals. He served as captain of the 1958 squad and earned All-Coast honors in both '57 and '58. On the baseball diamond, Robinson was a Cal's shortstop on the Bears' 1957 national championship team. He batted .352 that year to claim All-America accolades. Robinson played with both the Los Angeles Dodgers and Baltimore Orioles before returning to Cal as an assistant basketball coach from 1963-65.

Year	G	Fg-a	Pct	Ft-a	Pct	Reb	Pts	Avg
1956	25	104-255	.408	76-128	.594	105	284	11.4
1957	26	118-274	.431	81-118	.686	119	317	12.1
1958	28	110-351	.311	61-98	.622	128	281	10.0
<i>Totals</i>	<i>79</i>	<i>332-880</i>	<i>.377</i>	<i>218-344</i>	<i>.634</i>	<i>352</i>	<i>882</i>	<i>11.2</i>

## ANDY WOLFE

A forward and guard for the Bears from 1946-48, Wolfe earned All-America honors as a senior and All-Southern Division PCC honors in 1946, '47 and '48. A member of the 1946 team that won the PCC championship and placed fourth in the NAAs, he was the first Cal player to score at least 1,000 points, finishing his career with 1,112 points. He joined the Cal Athletic Hall of Fame in 1987.

Year	G	Fg	Ft-a	Pct	Pts	Avg
1946	34	199	59-91	.648	457	13.4
1947	31	107	55-81	.679	269	8.7
1948	32	155	76-112	.679	386	12.1
<i>Totals</i>	<i>97</i>	<i>461</i>	<i>190-284</i>	<i>.669</i>	<i>1112</i>	<i>11.5</i>

## LAMOND MURRAY

One of the most prolific scorers in school history, Murray left Cal after his junior year for the NBA with the No. 1 spot on the Bears all-time last with 1,688 points (since broken). A two-time All-Pac-10 choice, he was voted second team All-American by the U.S. Basketball Writers Association in 1994. After averaging 24.7 ppg in three NCAA Tournament games in '93, the 6-7 forward paced the Pac-10 his junior year with 24.3 ppg and a school-record 729 points. Murray scored a career-high 38 points in his final regular-season game at Washington State, the fifth 30-point game of his career. He had at least 20 points in eight consecutive games during one stretch and reached the 20-point barrier a total of 46 times. The Los Angeles Clippers took Murray with the seventh selection of the 1994 NBA Draft.

Year	G	Fg-a	Pct	3p-a	Pct	Ft-a	Pct	Reb	Pts	Avg
1992	28	152-321	.474	17-56	.304	66-93	.710	171	387	13.8
1993	30	230-445	.517	36-99	.364	76-121	.628	189	572	19.1
1994	30	262-550	.476	46-139	.331	159-208	.764	236	729	24.3
<i>Totals</i>	<i>88</i>	<i>644-1316</i>	<i>.489</i>	<i>99-294</i>	<i>.337</i>	<i>301-422</i>	<i>.713</i>	<i>596</i>	<i>1688</i>	<i>19.2</i>

## CLARENCE "NIBS" PRICE

A coaching fixture at Cal for more than 30 years, Price served as head coach of both the football and basketball teams during his career. In football, he was 27-17-3 from 1926-30 and led the Bears to the 1930 Rose Bowl. Price also handled basketball duties from 1924-54 and is the school's all-time victory leader, finishing with a 449-294 mark. He took the Bears to the Final Four in 1946. Price graduated from Cal in 1914 after lettering on the baseball team. He was inducted into the Cal Athletic Hall of Fame in 1986.



# RECORDS vs. OPPONENTS



<i>Opponent</i>	<i>Series</i>	<i>First Mtg.</i>	<i>Last Mtg.</i>				
Air Force	4-2	1965-66	1989-90	Drexel	1-0	1987-88	1987-88
Alabama	0-1	1994-95	1994-95	Dubuque Athletic Club	1-0	1908-09	1908-09
Alabama-Birmingham	0-1	1987-88	1987-88	Duke	2-0	1982-83	1992-93
Alameda Coast Guard	0-4	1942-43	1944-45	East Tennessee State	0-1	1982-83	1982-83
Alameda NAS	1-2	1944-45	1945-46	Eastern Kentucky	1-0	1998-99	1998-99
Alameda Wheelmen	1-0	1908-09	1908-09	Eastern Washington	2-0	1998-99	2001-02
Alaska-Anchorage	1-1	1977-78	1990-91	Fairfield	0-1	1978-79	1978-79
Albany	1-0	2000-01	2000-01	Florida	2-0	1986-87	1988-89
Alcorn State	1-0	1980-81	1980-81	Fordham	0-2	1970-71	1972-73
Alumni (All-Stars)	8-2	1923-24	1952-53	Fort Mason	1-0	1945-46	1945-46
American University	1-0	1988-89	1988-89	Fresno State	3-2	1975-76	2001-02
<b>Arizona</b>	<b>23-40</b>	<b>1923-24</b>	<b>2001-02</b>	Fresno YMCA	3-0	1920-21	1921-22
<b>Arizona State</b>	<b>24-29</b>	<b>1955-56</b>	<b>2001-02</b>	Georgetown	1-0	1999-00	1999-00
Arkansas	0-1	1986-87	1986-87	<b>Georgia</b>	<b>1-0</b>	<b>2000-01</b>	<b>2000-01</b>
Arkansas-Little Rock	0-1	1986-87	1986-87	Georgia Tech	2-0	1950-51	1950-51
Army	1-0	1969-70	1969-70	Golden State	2-2	1935-36	1941-42
Asilomar All-Stars	1-0	1916-17	1916-17	Gonzaga	1-0	1999-00	1999-00
Athens Club	9-5	1928-29	1941-42	<b>Grambling</b>	<b>1-0</b>	<b>1988-89</b>	<b>1988-89</b>
Auburn Cubs	2-0	1928-29	1932-33	Harvard	2-0	1970-71	2001-02
Baylor	3-0	1947-48	1976-77	Hawaii	11-1	1949-50	1998-99
Berkeley HS	1-0	1916-17	1916-17	Hawaii Pacific	1-0	1982-83	1982-83
Boston College	0-1	1987-88	1987-88	Hawaiian All-Stars	1-0	1946-47	1946-47
Boston University	1-0	1999-00	1999-00	Hilo All-Stars	2-0	1951-52	1951-52
Bowling Green	0-1	1983-84	1983-84	Hofstra	2-0	1986-87	1999-00
Bradley Tech	2-2	1938-39	1941-42	Holy Cross	1-0	1995-96	1995-96
Brigham Young	5-4	1956-57	1998-99	Houston	3-4	1971-72	1999-00
Cal Poly Pomona	3-0	1977-78	1989-90	<b>Howard</b>	<b>1-0</b>	<b>1996-97</b>	<b>1996-97</b>
Cal Poly SLO	1-0	1996-97	1996-97	Idaho	11-4	1922-23	1967-68
Cal State Bakersfield	1-0	1977-78	1977-78	Idaho State	4-1	1957-58	1983-84
Cal State Dominguez Hills	1-0	1980-81	1980-81	Illinois	5-4	1935-36	1996-97
Cal State Fullerton	1-0	1986-87	1986-87	Illinois State	1-0	1972-73	1972-73
Cal State Los Angeles	1-1	1974-75	1978-79	Indiana	1-3	1940-41	1989-90
Cal State Northridge	5-0	1981-82	1994-95	Iona	1-0	1990-91	1990-91
The Calles	0-1	1915-16	1915-16	Iowa	4-6	1951-52	1996-97
Camp Park Seabees	1-0	1944-45	1944-45	Iowa State	1-2	1976-77	1995-96
Canisius	0-1	1949-50	1949-50	James Madison	0-1	1992-93	1992-93
Central Connecticut State	1-0	1988-89	1988-89	<b>Kansas</b>	<b>3-12</b>	<b>1928-29</b>	<b>1996-97</b>
Central Michigan	1-0	1986-87	1986-87	Kansas State	0-5	1951-52	1995-96
Chaminade	1-0	1980-81	1980-81	Kentucky	0-2	1979-80	1988-89
Chico State	1-0	1932-33	1932-33	LaSalle	1-1	1991-92	2000-01
Cincinnati	5-2	1958-59	1995-96	Livermore NAS	2-0	1943-44	1944-45
City College of New York	0-1	1949-50	1949-50	Long Beach State	1-0	1999-00	1999-00
Clemson	1-0	1998-99	1998-99	Long Beach YMCA	1-0	1916-17	1916-17
<b>Cleveland State</b>	<b>1-0</b>	<b>2000-01</b>	<b>2000-01</b>	Long Island	1-0	1950-51	1950-51
Coast Guard Pilots	2-1	1943-44	1944-45	Los Angeles Athletic Club	1-3	1920-21	1931-32
Colgate	1-0	1981-82	1981-82	Los Angeles YMCA	4-0	1908-09	1920-21
Colorado	9-5	1945-46	2000-01	<b>Louisiana-Lafayette</b>	<b>1-0</b>	<b>1998-99</b>	<b>1998-99</b>
Colorado State	1-0	1998-99	1998-99	Louisiana State	1-2	1975-76	1992-93
Columbia	4-0	1939-40	1994-95	Loyola-Chicago	2-3	1937-38	1983-84
Connecticut	0-2	1988-89	1989-90	Loyola Marymount	1-3	1961-62	1985-86
Coppin State	2-0	1998-99	2000-01	Manhattan	1-0	1991-92	1991-92
Cornell	1-1	1989-90	1992-93	Marshall	0-1	1939-40	1939-40
Creighton	2-0	1937-38	1987-88	Maryland	0-1	1996-97	1996-97
Dartmouth	4-0	1939-40	1984-85	Maryland-Baltimore Co.	1-0	1993-94	1993-94
Davidson	1-0	1999-00	1999-00	Massachusetts	1-0	1996-97	1996-97
Dayton	1-2	1957-58	1985-86	Men's Club of LA	1-0	1920-21	1920-21
Denver	2-0	1966-67	1967-68	Mexico	1-0	1941-42	1941-42
DePaul	2-1	1995-96	1998-99	Michigan	1-0	1961-62	1961-62
<b>Detroit</b>	<b>1-0</b>	<b>1937-38</b>	<b>1937-38</b>	Michigan State	5-0	1937-38	1963-64
Drake	3-1	1973-74	1985-86	Military Air Transport	0-1	1951-52	1951-52
				Minnesota	4-2	1947-48	1995-96





# RECORD vs. OPONENTS



Mississippi State	2-0	1996-97	2000-01	San Francisco State	8-0	1938-39	1951-52
Missouri	1-3	1941-42	1986-87	San Jose State	17-3	1953-54	1999-00
Montana	1-0	1930-31	1930-31	San Jose YMCA	1-0	1916-17	1916-17
Montana State	2-0	1984-85	1985-86	Santa Clara	43-28	1918-19	2001-02
Morehead State	1-1	1974-75	1975-76	Seattle	5-2	1957-58	1984-85
Morgan State	1-0	1991-92	1991-92	Seattle Pacific	3-0	1980-81	1984-85
Mount St. Mary's	1-0	2001-02	2001-02	Service Center	1-0	1950-51	1950-51
Multnomah	0-1	1915-16	1915-16	Seton Hall	1-0	1973-74	1973-74
Navy Pre-Flight	0-2	1942-43	1942-43	Sixty-Third Infantry	2-0	1917-18	1917-18
Navy Seahawks	1-0	1944-45	1944-45	South Carolina	0-1	1971-72	1971-72
Nebraska	7-6	1937-38	1972-73	South Florida	1-1	2000-01	2001-02
Nevada	18-7	1907-08	1991-92	<b>Southern California</b>	<b>118-109</b>	<b>1916-17</b>	<b>2001-02</b>
UNLV	0-1	1989-90	1989-90	Southern Methodist	1-1	1967-68	1979-80
New Hampshire	1-0	1997-98	1997-98	<b>Stanford</b>	<b>136-103</b>	<b>1911-12</b>	<b>2001-02</b>
<b>New Mexico</b>	<b>2-1</b>	<b>1969-70</b>	<b>2001-02</b>	Stetson	1-1	1974-75	1990-91
New Mexico State	0-1	1971-72	1971-72	Stewart Chevrolet	1-2	1948-49	1949-50
New York University	1-2	1935-36	1957-58	Stockton All-Stars	2-0	1908-09	1911-12
North Carolina	1-4	1972-73	1998-99	Stockton Amblers	1-0	1930-31	1930-31
North Carolina-Asheville	0-1	1987-88	1987-88	Temple	1-3	1935-36	1973-74
North Carolina-Charlotte	1-0	1986-87	1986-87	Tennessee	0-2	1981-82	1983-84
Northern Arizona	2-0	1994-95	1995-96	Tennessee Tech	1-0	1988-89	1988-89
Northwestern	2-1	1935-36	1960-61	Texas	2-1	1962-63	2000-01
Notre Dame	1-0	1966-67	1966-67	Texas A&M	1-0	1949-59	1949-59
Oakland Bittners	1-5	1946-47	1948-49	Texas Christian	2-0	1971-72	1999-00
Oakland Naval Reserve	1-0	1943-44	1944-45	Texas Southern	5-0	1992-93	1996-97
Ohio State	9-7	1936-37	1959-60	Treasure Island Navy	3-1	1944-45	1945-46
Oklahoma	1-2	1965-66	1999-00	Tulane	2-0	1964-65	1993-94
Oklahoma City	1-2	1935-36	1972-73	UC Davis	30-0	1917-18	1986-87
Oklahoma State	1-4	1945-46	1992-93	UC Irvine	3-2	1977-78	2000-01
Old Dominion	0-1	1974-75	1974-75	<b>UCLA</b>	<b>90-118</b>	<b>1920-21</b>	<b>2001-02</b>
Oldsmobile Rockets	1-0	1950-51	1950-51	UC Riverside	0-1	1979-80	1979-80
Olympians	1-1	1920-21	1921-22	UC San Diego	4-0	1979-80	1985-86
Olympic Club	14-13	1922-23	1949-50	<b>UC Santa Barbara</b>	<b>6-0</b>	<b>1948-49</b>	<b>1981-82</b>
<b>Oregon</b>	<b>63-48</b>	<b>1918-19</b>	<b>2001-02</b>	Unified A.C.	0-2	1933-34	1933-34
<b>Oregon State</b>	<b>64-53</b>	<b>1915-16</b>	<b>2001-02</b>	Universal Motors	2-1	1950-51	1951-52
Pacific	23-2	1908-09	1999-00	U.S. International	5-0	1979-80	1990-91
Pennsylvania	2-2	1939-40	2001-02	USS Rescue	1-0	1945-46	1945-46
Penn State	3-0	1973-74	2001-02	Utah	8-7	1933-34	1969-70
Pittsburgh	2-1	1948-49	2001-02	Utah State	3-4	1933-34	1971-72
Pomona American Legion	3-0	1921-22	1922-23	Villanova	2-1	1987-88	1996-97
Portland	6-1	1967-68	1984-85	Virginia Commonwealth	1-0	1997-98	1997-98
Portland State	1-0	1997-98	1997-98	Virginia Military	0-1	1976-77	1976-77
Prairie View	1-0	1989-90	1989-90	Virginia Tech	1-0	1991-92	1991-92
Princeton	2-1	1971-72	2001-02	Wake Forest	2-1	1992-93	1999-00
Providence	0-1	1978-79	1978-79	Waseda (Japan)	1-0	1927-28	1927-28
Purdue	1-5	1935-36	1990-91	<b>Washington</b>	<b>67-67</b>	<b>1915-16</b>	<b>2001-02</b>
Redlands	1-0	1920-21	1920-21	<b>Washington State</b>	<b>61-40</b>	<b>1916-17</b>	<b>2001-02</b>
Rhode Island	1-1	1997-98	1998-99	Watsonville YMCA	3-0	1908-09	1916-17
Rice	1-1	1973-74	1974-75	Weber State	1-0	1970-71	1970-71
Richmond	1-0	1993-94	1993-94	West Virginia	4-1	1958-59	1975-76
Rivals	1-0	1908-09	1908-09	Western Kentucky	0-1	1967-68	1967-68
Saint Louis	3-3	1958-59	2001-02	Whittier	1-0	1916-17	1916-17
Saint Mary's	61-15	1914-15	1997-98	Wichita Henrys	1-0	1932-33	1932-33
St. Mary's Pre-Flight	1-2	1943-44	1945-46	Wichita State	1-0	1975-76	1975-76
Sacramento Senators	1-1	1946-47	1947-48	Willamette	1-0	1915-16	1915-16
Sacramento State	2-0	1950-51	1992-93	Wisconsin	5-2	1947-48	1986-87
San Diego	2-0	1980-81	1981-82	Wisconsin-Green Bay	0-1	1993-94	1993-94
San Diego State	1-2	1939-40	1941-42	Wyoming	2-2	1962-63	1981-82
<b>San Francisco</b>	<b>44-30</b>	<b>1914-15</b>	<b>1997-98</b>	Yale	2-0	1968-69	2000-01
San Francisco A.C.	1-0	1946-47	1946-47	Young Men's Institute	1-3	1931-32	1934-35
San Francisco Marines	1-0	1945-46	1945-46				



## ARIZONA

Wildcats lead the series, 40-23  
 1923-24-**38-30** (B), 14-23 (B)  
 1935-36-**33-31**  
 1936-37-**55-22** (B)  
 1955-56-**84-74**  
 1956-57-**70-49**  
 1958-59-**90-46** (B)  
 1963-64-58-64  
 1964-65-**57-55** (B)  
 1965-66-58-62 (N)  
 1970-71-**87-79**  
 1971-72-**79-76** (B)  
 1974-75-**84-82** (N)  
 1978-79-64-69, 75-83 (B)  
 1979-80-81-89 (B), 62-65  
 1980-81-71-73 (B), 72-83  
 1981-82-**85-73**, **63-59** (B)  
 1982-83-**59-57** (B), **84-59**  
 1983-84-50-56, **70-62** (B)  
 1984-85-67-69 (B), 48-66  
 1985-86-72-79 2OT, 52-61 (B)  
 1986-87-**82-81** 2OT, 51-70 (B)  
 1987-88-51-80, 62-74 (B), 64-88  
 1988-89-55-64 (B), 59-86  
 1989-90-70-71 OT , 68-93 (B)  
 1990-91-**85-78** (B), 63-100  
 1991-92-68-80 (B), 77-100  
 1992-93-81-93, **74-71** (OC)  
 1993-94-**98-93** OT, 77-96 (B)  
 1994-95-86-99 (B), **74-72**<sup>^</sup>  
 1995-96-**99-75**<sup>^</sup> (OC), 68-71  
 1996-97-80-81, **79-77** (CP)  
 1997-98-57-70 (NA), 73-76  
 1998-99-74-91, **89-76** (NA)  
 1999-00-61-65 (B), 61-70  
 2000-01-75-78, 76-78 (B)  
 2001-02-58-68 (B), 53-99, 78-90 (N)  
 OC indicates Oakland Coliseum Arena  
 CP indicates Cow Palace  
 NA indicates New Arena in Oakland  
**Series Notes**  
 Record at Cal: 13-17  
 Record at UA: 9-21  
 Neutral: 1-2  
 Last 10 meetings: 1-9  
 Most points, Cal: 99, 1995-96  
 Most points, UA: 100, 1990-91 and 1991-92  
 Largest margin, Cal: 44, 1958-59  
 Largest margin, UA: 46, 2001-02  
 Longest Cal win streak: 5, 1935-36 to 1958-59  
 Longest UA win streak: 8, 1986-87 to 1989-90  
 Current Streak: 7, Arizona

## ARIZONA STATE

Sun Devils lead the series, 29-24  
 1955-56-**64-59**  
 1956-57-**80-50** (B), **74-61**  
 1963-64-66-71  
 1968-69-**93-81** (N)  
 1978-79-**70-59**, 55-91 (B)  
 1979-80-63-74 (B), 58-69  
 1980-81-81-84 2OT (B), 68-81  
 1981-82-57-70, **70-65** (B)  
 1982-83-65-72 (B), 69-79  
 1983-84-60-75, 54-59 (B)  
 1984-85-70-77 (B), 60-61  
 1985-86-67-69, **83-61** (B)  
 1986-87-53-61, **71-65** (B)  
 1987-88-60-82, 75-88 (B)  
 1988-89-**80-64** (B), **73-63**  
 1989-90-**68-66** 2OT, **69-60** (B)  
 1990-91-**76-65** (B), 78-87  
 1991-92-**68-61** (B), 71-74

1992-93-83-90, **91-67** (OC)  
 1993-94-60-63, **89-57** (B)  
 1994-95-68-73 (OC), 81-100  
 1995-96-**97-82**<sup>^</sup> (OC), 53-56  
 1996-97-60-64, **84-66** (B)  
 1997-98-**82-77** (NA), 80-99  
 1998-99-66-69, **78-73** (NA)  
 1999-00-108-111 2OT (B), 76-85  
 2000-01-**82-67**, **86-67** (B)  
 2001-02-**67-59** (B), **91-80**  
 OC indicates Oakland Coliseum Arena  
 NA indicates New Arena in Oakland  
**Series Notes**  
 Record at Cal: 16-9  
 Record at ASU: 7-20  
 Neutral: 1-0  
 Last 10 meetings: 6-4  
 Most points, Cal: 108, 1999-00  
 Most points, ASU: 111, 1999-00  
 Largest margin, Cal: 30, 1956-57  
 Largest margin, ASU: 36, 1978-79  
 Longest Cal win streak: 5, 1988-89 to 1990-91  
 Longest ASU win streak: 7, 1982-83 to 1985-86  
 Current Streak: 4, Cal

## CLEVELAND STATE

Bears lead the series, 1-0  
 2000-01-**62-54** (B)

## DETROIT

Bears lead the series, 1-0  
 1937-38-**32-28**

## GEORGIA

Bears lead the series, 1-0  
 2000-01-**85-64** (NA)  
 NA indicates New Arena in Oakland

## GRAMBLING

Bears lead the series, 1-0  
 1988-89-**76-58** (B)

## HOWARD

Bears lead the series, 1-0  
 1996-97-**86-61** (B)

## KANSAS

Jayhawks lead the series, 12-3  
 1928-29-**33-21** (OA), **30-23** (OA), 23-24 (OA)  
 1929-30-25-36, 15-31, 28-38  
 1935-36-28-32, 18-27  
 1954-55-**65-62** (Kansas City)  
 1956-57-56-66 (B)  
 1957-58-52-58  
 1988-89-71-86 (Anchorage)  
 1992-93-76-93 (St. Louis)  
 1993-94-56-76  
 1996-97-67-85 (Maui)  
 OA indicates Oakland Auditorium

## LOUISIANA-LAFAYETTE

Bears lead the series, 1-0  
 1998-99-**94-65** (NA)  
 NA indicates New Arena in Oakland

## NEW MEXICO

Bears lead the series, 2-1  
 1969-70-**83-79** (B)  
 1970-71-62-82  
 2001-02-**71-62** (B)

## OREGON

Bears lead the series, 63-48  
 1918-19-37-39, 28-30  
 1919-20-26-29 (B), **33-19** (B)  
 1921-22-**25-12**, **30-22**  
 1925-26-**32-17** (OA), **29-23** (OA)  
 1926-27-**36-29**, **31-20**  
 1936-37-**54-44** (B)  
 1938-39-49-54, 47-53  
 1948-49-50-51, **58-48**  
 1954-55-**64-52**  
 1955-56-62-63, **67-65**  
 1956-57-**53-46** (B), **71-57** (B)  
 1957-58-**61-60**, 62-64  
 1958-59-57-59, **83-55** (B)  
 1959-60-**70-45** (B), **70-49** (N)  
 1962-63-**78-46** (N), 55-60 (B), **79-58** (B)  
 1963-64-63-77, 64-72  
 1964-65-71-83, **72-52** (B)  
 1965-66-63-65 (B), 51-68  
 1966-67-**74-61** (B), **62-61**  
 1967-68-**96-81**, **76-64** (B)  
 1968-69-73-84, **91-70** (B)  
 1969-70-71-77 (B), 91-98  
 1970-71-81-100, **103-72** (B)  
 1971-72-**79-77** OT (B), **71-67**  
 1972-73-55-60 OT, 69-72 OT (B)  
 1973-74-42-54 (B), 54-61  
 1974-75-**60-58**, **76-74** (B)  
 1975-76-60-79, 64-75 (B)  
 1976-77-49-75, **107-102** 5OT (B)  
 1977-78-47-49, **76-67** (B)  
 1978-79-59-74, **74-62** (B)  
 1979-80-**80-71** (B), 67-75  
 1980-81-80-87, **85-77** (B)  
 1981-82-**91-81** (B), **70-60**  
 1982-83-67-69 OT, **75-63** (B)  
 1983-84-**55-54** (B), 44-45  
 1984-85-**70-68** (N), **50-37** (B), 53-70  
 1985-86-55-65, **64-55** (B)  
 1986-87-**78-67** (B), 73-86  
 1987-88-**77-74**, 56-62 (B)  
 1988-89-**80-62** (B), **78-74**  
 1989-90-**95-72** (B), **79-78**  
 1990-91-67-73, 71-74 (B)  
 1991-92-57-67, **87-76** (B)  
 1992-93-**82-65** (B), **79-76**  
 1993-94-**81-61**, **82-73** (B)  
 1994-95-86-94 (OC), 82-95  
 1995-96-**97-72**<sup>^</sup> (B), 58-60  
 1996-97-**73-62**, **73-66** (B)  
 1997-98-59-66, **75-71** (NA)  
 1998-99-69-71OT(NA),82-93,**85-69**(N)  
 1999-00-68-83, 60-64 (B)  
 2000-01-**78-62** (B), **65-56**  
 2001-02-72-76, **107-103** 2OT (B)  
 OA indicates Oakland Auditorium  
 OC indicates Oakland Coliseum Arena  
 NA indicates New Arena in Oakland  
**Series Notes**  
 Record at Cal: 35-12  
 Record at UO: 20-36  
 Neutral: 6-0  
 Last 10 meetings: 5-5  
 Most points, Cal: 107, 1976-77 & 2001-02  
 Most points, UO: 103, 2001-02  
 Largest margin, Cal: 32, 1962-63  
 Largest margin, UO: 26, 1976-77  
 Longest Cal win streak: 8, 1919-20 to 1936-37  
 Longest UO win streak: 4, 1972-73 to 1973-74  
 Current Streak: 1, Cal

## OREGON STATE

Bears lead the series, 64-53  
 1915-16-**17-14**, **26-20**, **27-22**, 20-29  
 1916-17-**28-24**, **20-11**  
 1920-21-**33-16**, **31-10**, **24-19**, **22-19**  
 1924-25-25-32, **32-17**, **33-19**  
 1930-31-25-26 (OA)  
 1931-32-**27-22** (B)  
 1937-38-**46-34**  
 1947-48-**60-55**, 47-63  
 1951-52-59-61 (CP), **65-53**  
 1954-55-**52-50**  
 1955-56-**65-63** OT (B), **69-56** (B)  
 1956-57-**73-60**, **62-51**  
 1957-58-43-55, **61-51** (B), **57-45** (N)  
 1958-59-**57-40**, **55-52** (B)  
 1959-60-**67-48** (B), **62-47**  
 1962-63-**61-59**, 60-70, 50-58 (N)  
 1963-64-**65-55** (B), 49-61 (B)  
 1964-65-57-74, **55-53** (B)  
 1965-66-62-77 (B), 50-63  
 1966-67-42-45 (B), 57-59 OT  
 1967-68-63-76, **71-58** (B)  
 1968-69-**69-57**, 63-79 (B)  
 1969-70-**71-55** (B), **67-64**  
 1970-71-**101-100** OT, **99-74** (B)  
 1971-72-68-74 (B), 68-74  
 1972-73-70-79, **79-77** (B)  
 1973-74-**61-54** (B), 73-77  
 1974-75-64-70, 54-68 (B)  
 1975-76-**73-72**, 70-78 (B)\*  
 1976-77-63-79, **84-83** (B)  
 1977-78-55-57 2OT, 68-70 (B)  
 1978-79-51-76, 51-59 (B)  
 1979-80-55-86 (B), 51-52  
 1980-81-53-80, 54-69 (B)  
 1981-82-43-74 (B), 50-57  
 1982-83-**59-52**, 65-70 OT (B)  
 1983-84-42-44 (B), 60-64 OT  
 1984-85-59-70 (N), **42-36** (B), 37-51  
 1985-86-42-58, **72-66** (B)  
 1986-87-**69-61** (B), 57-59, **64-57** (N), **65-62**  
 1987-88-46-82, 54-65 (B)  
 1988-89-64-69 OT(B), 54-60, 66-79(N)  
 1989-90-58-64 (B), 81-98  
 1990-91-55-59, **83-76** (B)  
 1991-92-65-77, **79-66** (B)  
 1992-93-63-64 (B), **78-72**  
 1993-94-**67-61**, **74-44** (OC)  
 1994-95-67-76 (B), 67-83  
 1995-96-**70-52**<sup>^</sup> (B), **57-51**<sup>^</sup>  
 1996-97-**80-70**, **90-68** (B)  
 1997-98-**84-70**, 43-46 (NA)  
 1998-99-**54-52** (NA), **68-61**  
 1999-00-71-65, **70-68** (B)  
 2000-01-**81-67** (B), **72-69** OT  
 2001-02-**61-53**, **73-58** (B)  
 OA indicates Oakland Auditorium  
 CP indicates Cow Palace  
 OC indicates Oakland Coliseum Arena  
 NA indicates New Arena in Oakland  
**Series Notes**  
 Record at Cal: 27-19  
 Record at OSU: 34-30  
 Neutral: 2-5  
 Last 10 meetings: 9-1  
 Most points, Cal: 101, 1970-71  
 Most points, OSU: 100, 1970-71  
 Largest margin, Cal: 30, 1993-94  
 Largest margin, OSU: 36, 1987-88  
 Longest Cal win streak: 8, 1998-99 to 2001-02  
 Longest OSU win streak: 10, 1977-78 to 1981-82  
 Current Streak: 8, Cal



# SERIES RECORDS



## SAN FRANCISCO

Bears lead the series, 43-30  
 1914-15-**31-13**  
 1917-18-**24-19**  
 1918-19-**42-23**  
 1920-21-**44-25**  
 1921-22-**47-22**  
 1922-23-**46-21**  
 1924-25-**21-11** (B)  
 1925-26-**37-17** (B)  
 1926-27-**29-18** (B)  
 1927-28-19-30  
 1928-29-22-34  
 1929-30-**34-19** (OA)  
 1930-31-**20-19**  
 1931-32-17-21  
 1932-33-**36-29** (B)  
 1933-34-**31-26** (B)  
 1934-35-**35-30**, 30-41 (B)  
 1935-36-39-40 (B)  
 1936-37-**32-30** (B)  
 1939-40-**33-28** (B)  
 1940-41-**36-32** (B), **47-34**  
 1941-42-**53-43**, **36-25** (B)  
 1942-43-**36-43**, **49-28** (B), 29-35  
 1945-46-**38-32** (B)  
 1946-47-31-34 (B)  
 1947-48-**55-44**  
 1948-49-47-49 (B)  
 1949-50-**56-44**  
 1950-51-44-50 (B)  
 1952-53-**64-33** (B)  
 1953-54-33-51  
 1954-55-62-84  
 1955-56-24-33 (B)  
 1956-57-57-70 (B), 46-50 (N)  
 1957-58-54-66  
 1958-59-**50-43** (B)  
 1959-60-**65-40**  
 1960-61-**53-39** (B)  
 1961-62-57-59 OT  
 1962-63-**62-57** (B)  
 1963-64-60-64  
 1964-65-55-65 (B)  
 1965-66-62-78  
 1966-67-**59-51** (B)  
 1967-68-**78-74** OT  
 1968-69-**82-71** (B)  
 1969-70-67-69  
 1970-71-**81-70** (B)  
 1971-72-**64-63**  
 1976-77-70-93 (B)  
 1977-78-**90-89**  
 1978-79-67-76 (B)  
 1979-80-62-67 (OC)  
 1981-82-64-72 (OC)  
 1985-86-**59-58** (B)  
 1986-87-63-65  
 1987-88-83-88 OT (B)  
 1988-89-**57-54**  
 1989-90-**83-61** (B)  
 1990-91-**83-63**  
 1991-92-73-80 (B)  
 1992-93-**89-79** (CP)  
 1994-95-**93-59** (OC)  
 1995-96-**83-70** (CP)  
 1996-97-**78-63** (B)  
 1997-98-50-59  
 OA indicates Oakland Auditorium  
 OC indicates Oakland Coliseum  
 CP indicates Cow Palace  
**Series Notes**  
 Record at Cal: 22-12  
 Record at USF: 20-15  
 Neutral: 1-3  
 Last 10 meetings: 7-3  
 Most points, Cal: 93, 1994-95

Most points, USF: 93, 1976-77  
 Largest margin, Cal: 34, 1994-95  
 Largest margin, USF: 23, 1976-77  
 Longest Cal win streak: 9, 1914-15 to 1926-27  
 Longest USF win streak: 6, 1953-54 to 1957-58  
 Current streak: 4, Cal

## STANFORD

Bears lead the series, 136-103  
 1911-12-**32-16**  
 1912-13-**28-15**, **22-12**  
 1913-14-**32-12**, **37-17**  
 1914-15-**38-22**, **35-22**  
 1915-16-**32-28**, **46-26**  
 1916-17-**20-14**, **29-20**  
 1917-18-18-22, **27-24**, **26-17**  
 1918-19-**29-26**, **35-25**  
 1919-20-20-27, 24-33  
 1920-21-**30-24**, 25-30, 21-25  
 1921-22-**24-14**, **27-17**  
 1922-23-**26-23**, 17-18, **30-20**, **33-17**  
 1923-24-17-18, **26-25**, **27-23**, **26-23**  
 1924-25-**17-13**, **22-18** OT (OA), 15-16, **17-16** (OA)  
 1925-26-**18-17**, **24-16** (OA)  
 1926-27-**32-24** (OA), **29-19**  
 1927-28-**31-25** (K), **29-12** (K), **28-17** (K)  
 1928-29-**41-23** (OA), **19-17**, **27-18** (OA)  
 1929-30-**36-30**, **38-31** (OA), **41-25**  
 1930-31-32-37 (OA), **37-34**, **46-32** (OA)  
 1931-32-**25-19**, **33-16** (OA), **29-18**  
 1932-33-**37-22** (B), **28-18**, **41-23**  
 1933-34-**43-34**, **42-25** (B), 20-34 (B), **43-15**  
 1934-35-**45-31** (B), **37-31**, 34-38, **50-43** (B)  
 1935-36-38-41, **39-35** (B), **63-30** (B), 26-40  
 1936-37-35-51 (B), 37-50, 32-36 (B), **44-31**  
 1937-38-**47-44** (B), 33-62, 39-41, 42-63 (B)  
 1938-39-**45-29**, **43-25** (B), 35-39 (B), **43-32**  
 1939-40-32-55, **38-36** (B), 33-35 (B), **31-27**  
 1940-41-31-35 (B), 42-49, **40-29** (B), 36-49  
 1941-42-35-51, 36-38 (B), 49-59, 30-32 (B)  
 1942-43-**33-32** (B), 34-36, 45-53 (B), 43-48  
 1945-46-**47-36**, **47-28** (B), **42-31** (B), **53-37**  
 1946-47-**47-46** (B), **48-36**, **46-40**, **88-48** (B)  
 1947-48-**40-34**, **50-46** (B), **45-38** (B), 45-49  
 1948-49-**56-54** (N), 65-66 (B), 48-55, 53-56, 46-55 (B)  
 1949-50-**60-55**, 47-50 (B), 46-58 (B), **64-55**  
 1950-51-**72-42** (B), 60-64, 57-75, 56-57 (B)  
 1951-52-74-81, **72-63** (B), **66-52** (B), 65-70  
 1952-53-**68-54** (B), 60-76, **82-63**, **97-63** (B)  
 1953-54-**83-68**, **56-50** (B), **98-80** (B), 70-80  
 1954-55-57-59 (B), 67-75, 84-90, 68-77 (B)  
 1955-56-63-66 (B), 68-70  
 1956-57-**59-45** (B), **67-64** OT  
 1957-58-**60-45**, **67-59** (B)  
 1958-59-53-56, **67-46** (B)  
 1959-60-**52-43**, **51-42** (B), **70-51**

1960-61-**40-36** (N), 52-53 (B), **52-50**, **64-61** (B)  
 1961-62-42-74, 51-64 (B), 54-59  
 1962-63-68-70 2OT (B), **61-60**, 58-68 (B)  
 1963-64-57-69 (B), **59-52**, 59-61 OT  
 1964-65-79-86 (B), 59-72  
 1965-66-59-63 (B), **88-73**  
 1966-67-67-83 (B), **83-58**  
 1967-68-**88-81** (B), 51-64  
 1968-69-73-65 (B), 79-83 2OT  
 1969-70-71-73, **100-85** (B)  
 1970-71-**99-74** (B), **100-84**  
 1971-72-86-93 3OT, **84-70** (B)  
 1972-73-68-73 (B), 66-70  
 1973-74-53-71, **71-68** (B)  
 1974-75-**60-46** (B), **68-63**  
 1975-76-**89-85** 2OT, 65-73 (B)  
 1976-77-66-85, **101-91** (B)  
 1977-78-**84-68**, 85-86 (B)  
 1978-79-50-73 (B), 49-54  
 1979-80-77-69, 74-75 (B)  
 1980-81-**58-56** (B), 72-81  
 1981-82-**87-78**, **78-59** (B)  
 1982-83-75-61 (B), **66-64**  
 1983-84-66-64, 51-62 (B)  
 1984-85-**87-72** (B), **43-41** 2OT  
 1985-86-75-69, **81-53** (B)  
 1986-87-**87-72** (B), 80-88  
 1987-88-54-70, **61-71** (B)  
 1988-89-75-64 (B), 71-97  
 1989-90-**66-63**, 58-79 (B), 61-77 (N)  
 1990-91-72-90, **75-70** (B)  
 1991-92-61-76, 66-92 (OC)  
 1992-93-**83-66** (B), **86-61**  
 1993-94-79-88, **80-62** (B)  
 1994-95-73-78 (B), 70-83  
 1995-96-79-93, **85-69** (B)  
 1996-97-**70-64** (B), 63-73  
 1997-98-74-84, 72-74 (NA)  
 1998-99-62-71, 55-57 (NA)  
 1999-00-70-81 (B), 50-101  
 2000-01-58-84, 56-88 (B)  
 2001-02-62-82, **68-54** (B)  
 OA indicates Oakland Auditorium  
 OC indicates Oakland Coliseum Arena  
 K indicates Kezar, San Francisco  
 NA indicates New Arena in Oakland  
**Series Notes**  
 Record at Cal: 50-39  
 Record at Stanford: 72-61  
 Neutral: 14-3  
 Last 10 meetings: 1-9  
 Most points, Cal: 101, 1976-77  
 Most points, Stanford: 101, 1999-00  
 Largest margin, Cal: 40, 1946-47  
 Largest margin, Stanford: 51, 1999-00  
 Longest Cal win streak: 14, 1924-25 to 1929-30  
 Longest Stanford win streak: 9, 1996-97 to 2000-01  
 Current Streak: 1, Cal

## UCLA

Bruins lead the series, 118-90  
 1920-21-**36-28**, **46-29**  
 1922-23-**49-16**  
 1924-25-**33-24** (B)  
 1925-26-**21-8**  
 1927-28-**35-34**, 36-48, **33-25** (OA)  
 1928-29-**26-21** (OA), **35-31** (OA), **47-31**  
 1929-30-23-26 (OA), **32-29**, **32-30**  
 1930-31-**26-24**, **43-39** (B), **30-28** (B)  
 1931-32-**29-18**, **26-25**, **34-28** (OA), **31-29** (OA)  
 1932-33-**40-37** (B), **33-29** (B), **37-28**, **37-36**  
 1933-34-**46-31** (B), **29-28** (B), **42-30**, 38-40

1934-35-24-35, **38-26**, 37-39 (B), **38-21** (B)  
 1935-36-**35-33**, **30-26**, **34-32** (B), 28-32 (B)  
 1936-37-**33-27** (B), 44-46 (B), 33-37, **43-31**  
 1937-38-**39-37**, **32-27**, **32-21** (B), **41-22** (B)  
 1938-39-**54-39**, **49-33**, **54-32** (B), **42-22** (B)  
 1939-40-**39-33** (B), 32-34 (B), **48-26**, 33-35  
 1940-41-**42-32**, 33-35, **54-32** (B), **30-28** (B)  
 1941-42-**54-50**, 34-50, 32-33 (B), **51-43** (B)  
 1942-43-40-49, 40-42 (B)  
 1943-44-**36-27**, **36-24** (B)  
 1944-45-26-37 (B), 44-50  
 1945-46-**45-33** (B), **37-35** (B), **50-37**, **49-25**  
 1946-47-45-52 (B), **62-46** (B), 52-85, 59-72  
 1947-48-**58-49**, **62-44** (B), **44-39**, **41-37** (B)  
 1948-49-54-63 (B), 37-49, 42-45 (B), 50-59  
 1949-50-45-50, 47-54 (B), 56-64, 44-46 (B)  
 1950-51-**62-60**, 56-61, 57-75 (B), 59-62 (B)  
 1951-52-**61-59** (B), **54-51** (B), 54-67, 42-68  
 1952-53-**72-68**, **68-66**, 63-67 (B), **70-62** (B)  
 1953-54-**73-65** (B), **62-53** (B), 54-82, 62-71  
 1954-55-64-83, 63-84, 48-55 (B), 76-84 (B)  
 1955-56-80-85, 62-84  
 1956-57-66-71 (B), **73-68** (B)  
 1957-58-**61-58**, **56-50** (B)  
 1958-59-**60-58**, **64-51** (B)  
 1959-60-**59-47** (B), **53-45** (B), **67-57**  
 1960-61-46-54, **66-65** (B), 55-59  
 1961-62-60-71 (B), 62-68, 54-66 (B)  
 1962-63-58-63, 57-64 (B), 53-72  
 1963-64-67-87 (B), 56-58 (B), 57-87  
 1964-65-54-76, 68-83 (B)  
 1965-66-66-75 (B), 79-95  
 1966-67-78-96, 66-103 (B)  
 1967-68-64-94 (B), 71-115  
 1968-69-74-109, 77-84 OT (B)  
 1969-70-72-87 (B), 95-109  
 1970-71-76-94 (B), 69-103  
 1971-72-43-84, 71-85 (B)  
 1972-73-50-69 (B), 65-90  
 1973-74-56-92, 60-83 (OC)  
 1974-75-72-102 (B), 47-51  
 1975-76-71-80, 93-113 (B)  
 1976-77-74-82 (B), 69-91  
 1977-78-75-94, 64-78 (B)  
 1978-79-67-95 (B), 68-79  
 1979-80-59-73, 58-83 (B)  
 1980-81-61-75, 66-72 (B)  
 1981-82-56-83 (B), 65-70 OT  
 1982-83-63-68 (B), 60-70  
 1983-84-54-76, 62-70 (B) OT  
 1984-85-69-80, 48-54 (B)  
 1985-86-75-67 (B), 63-76  
 1986-87-81-86, 72-77 (B), 68-75  
 1987-88-**83-70** (B), 66-74  
 1988-89-59-76, 73-81 (B)  
 1989-90-97-106 (B), **79-71**  
 1990-91-81-98, **82-79** (B)  
 1991-92-66-86 (OC), 76-82  
 1992-93-**104-82**, 71-85 (OC)  
 1993-94-**85-70** (OC), **92-88**





1994-95-**100-93**<sup>^</sup>, 88-104 (B)  
 1995-96-73-93, 65-73 (OC)  
 1996-97-56-64 (CP), **71-68**  
 1997-98-73-74 (NA), 84-87  
 1998-99-61-72, **85-67** (NA)  
 1999-00-73-70, 62-83 (B)  
 2000-01-**92-63** (B), 75-79  
 2001-02-57-64, **69-61** (B), **67-61** (N)  
 OA indicates Oakland Auditorium  
 OC indicates Oakland Coliseum Arena  
 CP indicates Cow Palace  
 NA indicates New Arena in Oakland  
**Series Notes**  
 Record at Cal: 42-52  
 Record at UCLA: 42-63  
 Neutral: 6-3  
 Last 10 meetings: 5-5  
 Most points, Cal: 104, 1992-93  
 Most points, UCLA: 115, 1967-68  
 Largest margin, Cal: 33, 1922-23  
 Largest margin, UCLA: 44, 1967-68  
 Longest Cal win streak: 16,  
 1929-30 to 1933-34  
 Longest UCLA win streak: 52,  
 1960-61 to 1985-86  
 Current Streak: 2, Cal

## UC SANTA BARBARA

Bears lead the series, 6-0  
 1948-49-**45-44**  
 1959-60-**59-47**  
 1960-61-**60-54** (B)  
 1979-80-**64-56**  
 1980-81-**69-62** (B)  
 1981-82-**74-61** (B)

## USC

Bears lead the series, 118-109  
 1916-17-**27-15**, **42-18**  
 1920-21-**26-25**  
 1921-22-**43-13**, **36-20**, 28-29, **46-9**  
 1922-23-**29-16**, 19-24, 21-24, **35-15**  
 1923-24-26-27, **28-22**, **25-16**, 25-26  
 1925-26-**37-17** (OA), **32-12** (OA), **23-16**  
 1926-27-**31-28** (OA), **30-19**, **27-22**  
 1927-28-31-42, **28-18** (OA), 29-39 (OA)  
 1928-29-**43-38**, **33-27**, **43-16** (OA)  
 1929-30-28-30 (OA), **27-19** (OA), 22-24  
 1930-31-**24-22** (OA), 29-32, 21-23  
 1931-32-14-22, 25-29, **27-18** (OA),  
 27-28 (OA), **26-22** (OA)  
 1932-33-26-32, 29-31, 27-28 (B),  
**29-24** (B)  
 1933-34-**36-30** (B), 19-42 (B), 34-41,  
**37-28**  
 1934-35-38-41 (B), 33-44 (B), 32-60,  
 26-36  
 1935-36-29-51, 22-35, **29-27** (B),  
 35-41 (B)  
 1936-37-37-41, 34-35, 36-38 (B),  
**36-31** (B)  
 1937-38-**33-25** (B), **39-27** (B), **49-40**,  
 27-60  
 1938-39-34-38, **36-34**, **42-39** (B),  
 42-46 (B), **42-36** (B)  
 1939-40-36-49, 49-56, **38-30** (B),  
 33-49 (B)  
 1940-41-**40-34** OT (B), **35-26** (B),  
 36-51, 47-57  
 1941-42-46-58, **41-36**, 37-59, **43-34** (B)  
 1942-43-32-39, 27-32 (B)  
 1943-44-**26-24** (B), **37-34**  
 1944-45-25-52, **50-34** (B)  
 1945-46-**47-41**, 51-55, **42-35** (B),  
**51-35** (B)  
 1946-47-**42-38** (B), **53-47** (B), 54-59,  
**55-45**  
 1947-48-**53-40**, **48-47** (B), **53-50**,

**58-34** (B)  
 1948-49-**43-42** (N), 52-57 (B), **49-45**,  
 39-48 (B), 52-72  
 1949-50-45-61, **59-54** (B), 34-61,  
**60-58** (B)  
 1950-51-49-61, 44-68, **55-42** (B),  
 44-49 (B)  
 1951-52-**65-55** (B), 43-44 (B), **65-64**,  
 54-73  
 1952-53-**78-63**, **71-63**, 66-68 (B),  
**71-44** (B)  
 1953-54-49-53 (B), **46-32** (B), 36-56,  
 56-62  
 1954-55-56-63, 65-81, **58-57** (B),  
 62-80 (B)  
 1955-56-**52-51** (B), 64-77 (B)  
 1956-57-**61-55**, **89-83**  
 1957-58-48-58, **80-62** (B)  
 1958-59-**82-55**, **70-64** (B)  
 1959-60-**65-61** OT, 57-65, **60-45**,  
**57-46** (B)  
 1960-61-50-57 (B), 57-65 (B), **69-57**  
 1961-62-41-68, 52-79, **61-60** (B)  
 1962-63-**72-65** (B), **78-69** (B),  
 63-77 OT  
 1963-64-**65-64**, **65-47**, 55-77 (B)  
 1964-65-55-75, 67-68 (B)  
 1965-66-58-77 (B), **60-58**  
 1966-67-**99-95** 2OT, **77-75** (B)  
 1967-68-65-80 (B), **91-90** OT  
 1968-69-70-98, 67-76 (B)  
 1969-70-73-78 (B), 82-90  
 1970-71-66-90 (B), 81-96  
 1971-72-69-102, **84-74** (B)  
 1972-73-64-71 (B), 53-64  
 1973-74-61-76, 67-70 (B)  
 1974-75-65-85 (B), 59-82  
 1975-76-**81-80**, **96-94** OT (B)  
 1976-77-**84-76** (B), **95-78**  
 1977-78-81-87, **70-68** (B)  
 1978-79-54-59 (B), 64-86  
 1979-80-74-84, **69-66** (B)  
 1980-81-66-72, **73-71** OT (B)  
 1981-82-59-66 (B), 70-75  
 1982-83-56-65 (B), 53-55  
 1983-84-56-73, **46-37** (B)  
 1984-85-80-86, 52-75 (B)  
 1985-86-**62-61** (B), **65-63**  
 1986-87-**79-76**, **56-53** (B)  
 1987-88-56-58 2OT (B), 46-63, **75-59** (N)  
 1988-89-**73-66**, **74-62** (B)  
 1989-90-**74-60** (B), **74-70**  
 1990-91-**69-66**, 76-85 (B)  
 1991-92-83-85 (B), 81-94  
 1992-93-65-67, **86-83** OT (B)  
 1993-94-**77-68** (OC), 78-86 OT  
 1994-95-**76-58**<sup>^</sup>, **95-74**<sup>^</sup> (B)  
 1995-96-**63-60**<sup>^</sup>, **85-69**<sup>^</sup> (B)  
 1996-97-**83-71** (CP), 85-93  
 1997-98-**92-82** (NA), **73-43**  
 1998-99-**89-75**, **58-55** (NA)  
 1999-00-**66-62**, **86-73** (B)  
 2000-01-66-80 (B), 69-74  
 2001-02-**92-91** OT, **83-64** (B)  
 OA indicates Oakland Auditorium  
 OC indicates Oakland Coliseum Arena  
 NA indicates New Arena in Oakland  
**Series Notes**  
 Record at Cal: 55-37  
 Record at USC: 52-69  
 Neutral: 11-3  
 Last 10 meetings: 8-2  
 Most points, Cal: 99, 1966-67  
 Most points, USC: 102, 1971-72  
 Largest margin, Cal: 37, 1921-22  
 Largest margin, USC: 33, 1937-38,  
 1971-72  
 Longest Cal win streak: 7,  
 1987-88 to 1990-91

Longest USC win streak: 7,  
 1968-69 to 1971-72  
 Current Streak: 2, Cal

## WASHINGTON

Series tied, 67-67  
 1915-16-**25-20**, **30-24**, 27-35, **35-33**  
 1919-20-**22-17**, 28-29  
 1920-21-**33-32**, 20-23  
 1921-22-33-34, 22-28  
 1923-24-**32-31**, **28-25**  
 1928-29-**43-31**, **30-27**  
 1930-31-25-41, **36-34**, 30-42  
 1931-32-**22-21** (OA), **36-24** (OA)  
 1937-38-34-43, 38-46  
 1947-48-51-54, 42-59, **64-51** (B),  
 57-64 (B), 49-59 (B)  
 1948-49-**73-49** (N)  
 1950-51-52-57 (B), 49-64 (B)  
 1951-52-50-52 (B), 43-65 (B)  
 1952-53-50-60, 88-99, 47-60, 57-80  
 1955-56-**74-62** (B), **63-60** (B)  
 1956-57-57-70, **72-62**  
 1957-58-**57-45** (B), **49-42** (B)  
 1958-59-**54-43**, **55-44** (B)  
 1959-60-**79-39** (B), **68-53** (B), **54-47**  
 1960-61-50-70, 58-59 OT,  
**52-51** OT (B)  
 1961-62-57-62 (B), 63-70 (B),  
**68-65** OT  
 1962-63-62-64, 58-65, **50-45** (B)  
 1963-64-**46-44**, 53-59, **57-51** (B)  
 1964-65-46-55 (B), **66-64**  
 1965-66-79-80, **50-48** (B)  
 1966-67-80-85, **88-73** (B)  
 1967-68-**79-66** (B), 52-64  
 1968-69-73-74 OT (B), 65-85  
 1969-70-**84-64**, **91-86** OT (B)  
 1970-71-**92-90** (B), 80-82  
 1971-72-63-79 (B), 78-90  
 1972-73-59-71, **77-72** (B)  
 1973-74-76-82 (B), 78-86  
 1974-75-57-83, **78-71** (B)  
 1975-76-56-76 (B), 75-95  
 1976-77-75-85, **86-58** (B)  
 1977-78-77-85 (B), 76-83  
 1978-79-**45-39** (B), 56-71  
 1979-80-71-96, 66-68 (B)  
 1980-81-**74-65** (B), 75-98  
 1981-82-62-74, **54-50** (B)  
 1982-83-57-58, **96-64** (B)  
 1983-84-50-67 (B), 51-54  
 1984-85-54-72, 38-41 (B)  
 1985-86-**62-60** (B), **78-72** OT  
 1986-87-61-70 (B), **70-68**  
 1987-88-77-75 (B), **84-82** OT  
 1988-89-80-82, **84-70** (B)  
 1989-90-**63-58**, **86-64** (B)  
 1990-91-**70-68** (B), **67-46**  
 1991-92-**76-58**, 74-76 (B)  
 1992-93-**79-65** (B), **76-75**  
 1993-94-**79-64** (B), **62-56**  
 1994-95-**84-76**<sup>^</sup>, 73-74 OT (OC)  
 1995-96-69-71, **67-56** (B)  
 1996-97-**80-52** (B), **78-67**  
 1997-98-84-86 (OT), **84-67** (NA)  
 1998-99-73-87 (NA), 61-86  
 1999-00-52-54 (B), **75-64**  
 2000-01-**79-64**, **82-66** (B)  
 2001-02-**62-50** (B), 60-75  
 OA indicates Oakland Auditorium  
 OC indicates Oakland Coliseum Arena  
 NA indicates New Arena in Oakland  
**Series Notes**  
 Record at Cal: 35-22  
 Record at UW: 29-45  
 Neutral: 3-0  
 Last 10 meetings: 5-5

Most points, Cal: 96, 1982-83  
 Most points, UW: 99, 1952-53  
 Largest margin, Cal: 40, 1959-60  
 Largest margin, UW: 26, 1974-75  
 Longest Cal win streak: 8,  
 1956-57 to 1959-60  
 Longest UW win streak: 8,  
 1950-51 to 1952-53  
 Current Streak: 1, Washington

## WASHINGTON STATE

Bears lead the series, 61-40  
 1916-17-**28-20** (B), 29-32  
 1919-20-**28-26**, **33-29**, **27-22**, 27-31  
 1921-22-**21-15**, 24-26, **37-18**, **34-16**  
 1953-54-**71-45** (B), **61-49** (B)  
 1955-56-**87-55** (B), **73-59** (B)  
 1956-57-**66-58**, **61-51**  
 1957-58-**47-32** (B), **59-48**  
 1958-59-**61-37**, **65-45** (B)  
 1959-60-**54-43** (B)  
 1961-62-54-61 (N)  
 1963-64-**72-64** (B), **72-56** (B), **72-70**  
 1964-65-**63-46** (B), 53-60  
 1965-66-**71-70**, 71-74 (B)  
 1966-67-67-75, 81-85 (B)  
 1967-68-**82-76** (B), 66-87  
 1968-69-**68-60** (B), 66-84  
 1969-70-61-71, 63-74 (B)  
 1970-71-**90-72** (B), **102-76**  
 1971-72-**79-76** 2OT (B), **81-78**  
 1972-73-**59-53**, **98-57** (B)  
 1973-74-**69-65** (B), 57-74  
 1974-75-**56-46**, **78-64** (B)  
 1975-76-69-74 (B), 85-98  
 1976-77-63-77, **66-52** (B)  
 1977-78-**66-64** (B), 83-90  
 1978-79-**67-65** (B), 52-68  
 1979-80-64-83, 68-80 (B)  
 1980-81-52-63 (B), **73-65**  
 1981-82-55-57 OT, 48-49 (B)  
 1982-83-64-66, 54-56 (B)  
 1983-84-**68-63** OT (B), 62-71  
 1984-85-67-86, **67-58** (B)  
 1985-86-**84-68** (B), 78-81 OT  
 1986-87-**92-58** (B), **68-66**  
 1987-88-37-59 (B), **82-76**  
 1988-89-**63-62**, **86-69** (B)  
 1989-90-**72-67**, **69-51** (B)  
 1990-91-81-90 (B), 75-84  
 1991-92-83-101, 72-79 (B)  
 1992-93-75-83 (B), **76-67**  
 1993-94-**70-54** (B), 82-94  
 1994-95-71-83, 89-92 (B)  
 1995-96-**87-79**, **71-67**<sup>^</sup> (B)  
 1996-97-**77-75** 2OT (B), 87-89  
 1997-98-**86-75**, **69-60** (NA)  
 1998-99-**75-68** (NA), 73-79  
 1999-00-**80-46** (B), 78-81 OT  
 2000-01-**75-71** OT, **84-65** (B)  
 2001-02-**90-57** (B), **77-56**  
 NA indicates New Arena in Oakland  
**Series Notes**  
 Record at Cal: 35-13  
 Record at WSU: 26-26  
 Neutral: 0-1  
 Last 10 meetings: 8-2  
 Most points, Cal: 102, 1970-71  
 Most points, WSU: 101, 1991-92  
 Largest margin, Cal: 41, 1972-73  
 Largest margin, WSU: 22, 1987-88  
 Longest Cal win streak: 13,  
 1921-22 to 1959-60  
 Longest WSU win streak: 5,  
 1990-91 to 1992-93  
 Current Streak: 4, Cal  
<sup>^</sup> indicates game later forfeited by Cal  
 \* indicates game later forfeited by OSU



# CALIFORNIA COACHES



<i>Year</i>	<i>Overall</i>	<i>Conference</i>	<i>Coach</i>
1907-08	1-0	- -	None
1908-09	8-0	- -	None
1911-12	2-0	- -	None
1912-13	2-0	- -	None
1913-14	2-0	- -	None
1914-15	6-0	- -	None
1915-16	11-5	5-3 1st PCC	Kilduff
1916-17	15-1	5-1 2nd PCC	Ben Cherrington
1917-18	8-2	-	Walter Christie
<b>Totals 14-8 7-7</b>			
1920-21	15-4	8-3 T1st PCC	E.H. Wright
1921-22	19-6	10-4 3rd PCC	
1922-23	12-6	5-3 1st SD, PCC	
1923-24	14-4	5-3 1st SD, 1st PCC	
<b>Totals 60-20 28-13</b>			
1924-25	11-4	3-1 1st SD, 1st PCC	Nibs Price
1925-26	14-0	5-0 1st SD, 1st PCC	
1926-27	13-0	5-0 1st SD, 1st PCC	
1927-28	9-6	6-3 T1st SD, PCC	
1928-29	17-3	9-0 1st SD, 1st PCC	
1929-30	9-8	6-3 2nd SD, PCC	
1930-31	12-10	6-3 1st SD, 1st PCC	
1931-32	16-8	8-3 1st SD, 1st PCC	
1932-33	18-7	8-3 2nd SD, PCC	
1933-34	19-7	8-4 2nd SD, PCC	
1934-35	11-14	5-7 2nd SD, PCC	
1935-36	13-16	6-6 3rd SD, PCC	
1936-37	17-10	4-8 3rd SD, PCC	
1937-38	18-11	8-4 2nd SD, PCC	
1938-39	24-8	9-3 T1st SD, PCC	
1939-40	15-17	5-7 3rd SD, PCC	
1940-41	15-12	6-6 3rd SD, PCC	
1941-42	11-19	4-8 3rd SD, PCC	
1942-43	9-15	1-7 4th SD, PCC	
1943-44	7-3	4-0 1st SD, PCC	
1944-45	7-8	1-3 3rd SD, PCC	
1945-46	30-6	11-1 1st SD, 1st PCC, 4th NCAA	
1946-47	20-11	8-4 2nd SD, PCC	
1947-48	25-9	11-1 1st SD, PCC	
1948-49	14-19	1-11 4th SD, PCC	
1949-50	10-17	4-8 3rd SD, PCC	
1950-51	16-16	3-9 4th SD, PCC	
1951-52	17-13	6-6 T2nd SD, PCC	
1952-53	15-10	9-3 1st SD, PCC	
1953-54	17-7	6-6 3rd SD, PCC	
<b>Totals 449-294 176-128</b>			
1954-55	9-16	1-11 4th SD, PCC	Pete Newell
1955-56	17-8	10-6 3rd PCC	
1956-57	21-5	14-2 1st PCC, NCAA	
1957-58	19-9	12-4 T1st PCC, NCAA	
1958-59	25-4	14-2 1st PCC, NCAA Champions	
1959-60	28-2	11-1 1st AAWU, NCAA Runnerup	
<b>Totals 119-44 62-26</b>			



*Dick Edwards*

1960-61	13-9	5-7 4th AAWU	Rene Herrerias
1961-62	8-17	2-10 5th AAWU	
1962-63	13-11	4-8 5th AAWU	
1963-64	11-13	8-7 3rd AAWU	
1964-65	8-15	4-10 7th AAWU	
1965-66	9-16	4-10 7th AAWU	
1966-67	15-10	6-8 T5th AAWU	
1967-68	15-9	7-7 4th AAWU	
<b>Totals 92-100 40-67</b>			
1968-69	12-13	4-10 T7th Pac-8	Jim Padgett
1969-70	11-15	5-9 6th Pac-8	
1970-71	16-9	8-6 T3rd Pac-8	
1971-72	13-16	6-8 5th Pac-8	
<b>Totals 52-53 23-33</b>			
1972-73	11-15	4-10 7th Pac-8	Dick Edwards
1973-74	9-17	3-11 T7th Pac-8	
1974-75	17-9	7-7 4th Pac-8	
1975-76	13-13	5-9 T6th Pac-8	
1976-77	12-15	7-7 6th Pac-8	
1977-78	11-16	4-10 7th Pac-8	
<b>Totals 73-85 30-54</b>			



1978-79	6-21	4-14	10th Pac-10	Dick Kuchen
1979-80	8-19	3-15	10th Pac-10	
1980-81	13-14	5-13	T8th Pac-10	
1981-82	14-13	8-10	T6th Pac-10	
1982-83	14-14	7-11	T6th Pac-10	
1983-84	12-16	5-13	9th Pac-10	
1984-85	13-15	5-13	T8th Pac-10	
<b>Totals</b>	<b>80-112</b>	<b>37-89</b>		

1985-86	19-10	11-7	3rd Pac-10, NIT	Lou Campanelli
1986-87	20-15	10-8	T3rd Pac-10, NIT	
1987-88	9-20	5-13	T8th Pac-10	
1988-89	20-13	10-8	5th Pac-10, NIT	
1989-90	22-10	12-6	3rd Pac-10, NCAA	
1990-91	13-15	8-10	T5th Pac-10	
1991-92	10-18	4-14	9th Pac-10	
1992-93	10-7	4-5		
<b>Totals</b>	<b>123-108</b>	<b>64-71</b>		

1993	11-2	8-1	2nd Pac-10, NCAA	Todd Bozeman
1993-94	22-8	13-5	T2nd Pac-10, NCAA	
1994-95	0-27*	0-18*	T8th Pac-10	
1995-96	2-26*	2-16*	4th Pac-10, NCAA	
<b>Totals</b>	<b>35-63*</b>	<b>23-41*</b>		

1996-97	23-9	12-6	T2nd Pac-10, NCAA	Ben Braun
1997-98	12-15	8-10	T5th Pac-10	
1998-99	22-11	8-10	T5th Pac-10, NIT Champions	
1999-00	18-15	7-11	7th Pac-10, NIT	
2000-01	20-11	11-7	T4th Pac-10, NCAA	
2001-02	23-9	12-6	T2nd Pac-10, NCAA	
<b>Totals</b>	<b>118-70</b>	<b>58-50</b>		



Lou Campanelli

## COACHING RECORDS

COACH	YRS	SEASON	OVERALL		CONFERENCE	
			W-L	PCT.	W-L	PCT.
Uncoached	6	1908-09, '12-15	21-0	1.000	—	—
Kilduff	1	1916	11-5	.688	5-3	.625
Cherrington	1	1917	15-1	.938	5-1	.833
Christie	1	1918	8-2	.800	—	—
Hollender	2	1919-20	14-8	.636	7-7	.500
Wright	4	1921-24	60-20	.750	28-13	.683
Price	30	1925-54	449-294	.604	176-128	.579
Newell	6	1955-60	119-44	.730	62-26	.705
Herrerias	8	1961-68	92-100	.479	40-67	.374
Padgett	4	1969-72	52-53	.495	23-33	.411
Edwards	6	1973-78	73-85	.462	30-54	.357
Kuchen	7	1979-85	80-112	.417	37-89	.294
Campanelli	8	1986-93	123-108	.532	64-71	.474
Bozeman	4	1993-96*	35-63	.357	23-41	.359
<b>Braun</b>	<b>6</b>	<b>1997-</b>	<b>118-70</b>	<b>.628</b>	<b>58-50</b>	<b>.537</b>
<b>TOTALS</b>		<b>1908-2002</b>	<b>1270-966</b>	<b>.568</b>	<b>554-577</b>	<b>.490</b>

\* due to use of ineligible player, all games in 1994-95 and 25 games in 1995-96 were later forfeited